

# PPE for Ebola Virus Disease


## DOFFING PROCEDURE

1

**TIME OUT:** Before doffing take a time-out. Make sure your PPE buddy is available to observe and go through the steps in your head before beginning. **All PPE is to be disposed into a yellow waste bin.**

### 2 In Room Procedure

Begin at your feet. With gloved hands touching only the outside of the shoe cover turn it inside out. Steady your balance by leaning with your back against a wall. Bend your leg up and carefully remove shoe cover. Dispose into yellow bin. Repeat process for other leg.



3a

Untie gown at waist only .



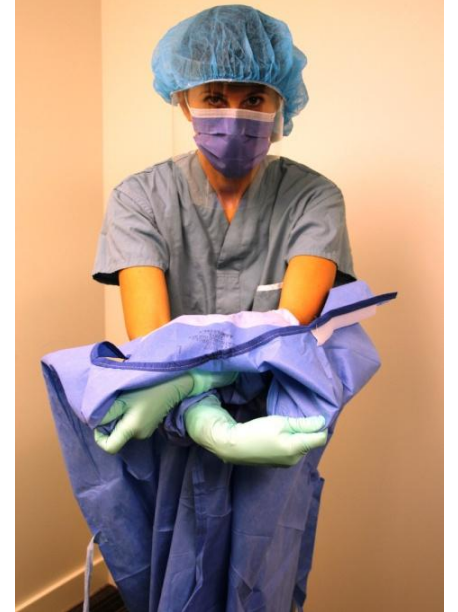
3b

Lean forward slightly loosen gown at hips.



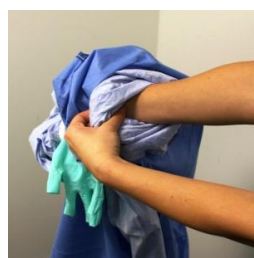
3c

Cross arms grasp upper sleeves and pull gown off shoulders. Turn inside out as you extend arms forward.



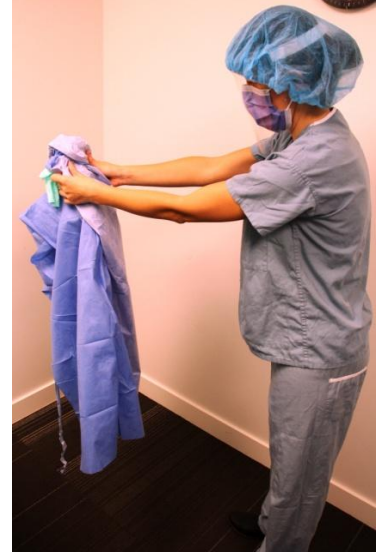
3d

Hold gown away from you. Tuck one thumb into cuff of other hand and remove glove. Remove other glove.



3e

Continue holding gown away from you. Carefully dispose into yellow bin.



# DOFFING PROCEDURE *continued*

## In Room Procedure continued

**4**  
Perform hand hygiene



**5**  
Using disinfectant wiper to open door, exit to the anteroom to continue doffing



## In Soiled Anteroom

**6a**  
Grasp head cover from behind remove & discard in yellow bin.



**6b**  
Grasp back of band, gently pull up and forward, carefully removing face shield. Hold away from face and dispose into yellow bin.



**6c**  
Touching only an ear loop or elastic straps carefully remove mask. Discard into yellow bin.



**7**  
Perform hand hygiene



**8**  
**TIME OUT:**  
Before continuing duties, review doffing process with PPE buddy.

